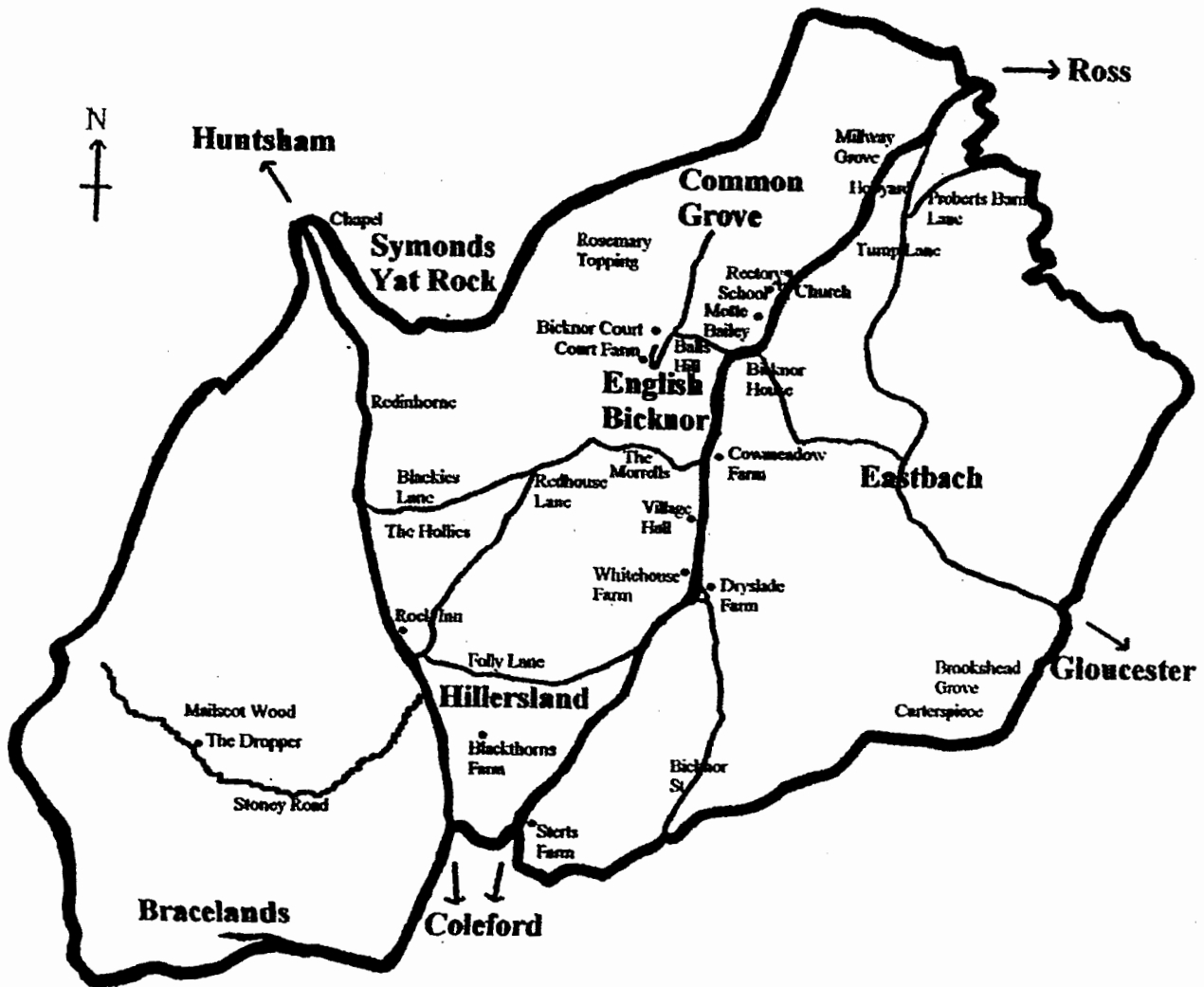


# English Bicknor Parish Plan - 2004



How we live.  
What we do.  
What we think of our parish.  
What we would like for the future.

## Table of contents

<b>Introduction</b> .....	<b>1</b>
<b>Analysis</b> .....	<b>2</b>
Section 1: Household .....	2
Section 2: Housing/Planning .....	8
Section 3: Road safety, Highways & Transport .....	13
Section 4: Bus services .....	23
Section 5: Employment .....	28
Section 6: Social & Leisure .....	30
Section 7: Church .....	42
Section 8: Miscellaneous .....	43
Section 9: Elderly/Disabled/Carers .....	55
<b>Appendix</b> .....	<b>57</b>
<b>Acknowledgements</b> .....	<b>60</b>

# Introduction

## Background

In June 2003, a household survey took place in the parish of English Bicknor as part of a scheme sponsored by the Countryside Agency and Gloucestershire Rural Community Council which aims to help villages and small towns plan for their futures. The purpose of the survey was to build a picture of English Bicknor in 2003 and to collect the views of the whole community on how they would like to see English Bicknor in the future. Questionnaires, compiled by the Parish Plan Steering Group, were hand-delivered to all households in the parish and collected a month later. 141 questionnaires were completed, giving a return rate of 75% (there are 187 households in the parish).

## Presentation of results

In this report the results are presented by question. The questions are in the same order and use the same wording as in the questionnaire.

Not all households answered all the questions; the number who answered is given in square brackets alongside the question heading. In some questions it was appropriate to give percentages based only on the number who answered the question while in others the percentages are based on all 141 households; it has been indicated in each case which method has been used.

A number of the questions invited comments. For most questions, these comments are given in the main part of the report, often in a categorised and slightly summarised form, but for other questions a briefer summary is given. Further comments are summarised in the appendix.

## Action Plans

These are presented at the end of each section.

# Analysis

## Section 1: Household

### 1. Please show the number of persons in your household in each age group. [141]

The results for this question show that there are a total of 328 people among the 141 households who returned a questionnaire. This gives an average of 2.3 people per household, the same as the parish average.

There were almost equal proportions of males and females among the 328 people (49% male, 51% female).

Table 1a shows the number of people in each age group (as defined in the questionnaire), together with the proportion of each of these age groups among the 328 people, e.g. almost a fifth (19%) are over 65 years old. Chart 1a illustrates this data. Table 1b shows how many households contain people from the various age groups, for example just over a third of the 141 households (34%) contain at least one person over 65 years old.

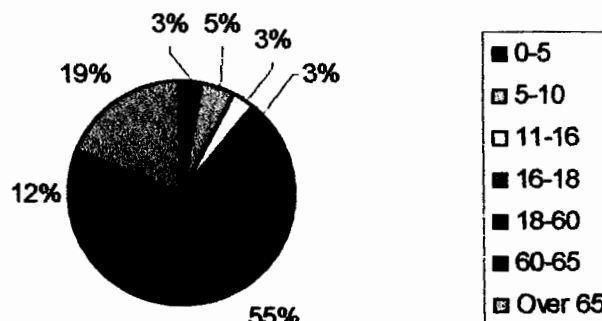
Table 1a.

	Number of people	Proportion of 328 people
0-5	10	3%
5-10	17	5%
11-16	10	3%
16-18	10	3%
18-60	180	55%
60-65	39	12%
Over 65	62	19%

Table 1b.

	Number of households	Proportion of 141 households
0-5	8	6%
5-10	12	9%
11-16	8	6%
16-18	8	6%
18-60	93	66%
60-65	30	21%
Over 65	48	34%

Chart 1a.



**1. continued**

In tables 2a and 2b some of the age groups have been combined to form broader categories. Table 2b shows that over a fifth of the households contain at least one person aged 0-18, two thirds contain at least one 18-60 year old and almost half contain at least one person over 60.

A couple of figures not apparent from the table below are that around a third (34%) of the households contain *only* people over 60 years old and around a fifth (21%) contain *only* people over 65 years old.

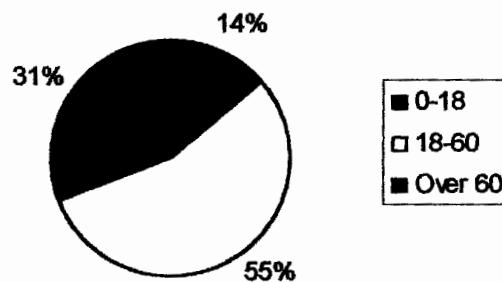
Table 2a.

	Number of people	Proportion of 328 people
0-18	47	14%
18-60	180	55%
Over 60	101	31%

Table 2b.

	Number of households	Proportion of 141 households
0-18	29	21%
18-60	93	66%
Over 60	68	48%

Chart 2a.



**2. Is your property ... [140]**

87% of the households own their own home, 10% rent from the District Council and 3% from a private landlord.

	Number of households	Proportion of 140 households
Owned by you	122	87%
Rented from the District Council	14	10%
Rented from Private Landlord	4	3%

**3. What type of property is it? [140]**

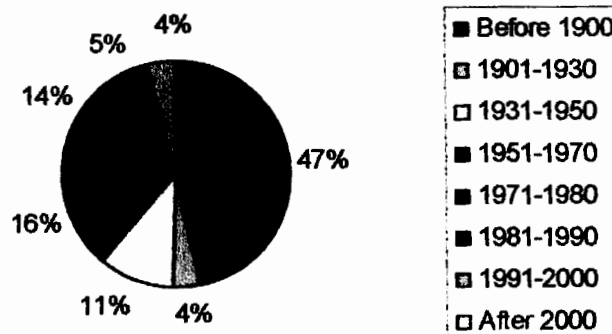
83% live in a house and 16% in a bungalow. Two households ticked "Other" and wrote that they live in a converted barn.

	Number of households	Proportion of 140 households
House	116	83%
Bungalow	22	16%
Mobile Home	0	0%
Other (Converted barn)	2	1%

**4. When was the property built (approximately)? [133]**

Almost half live in a property built before 1900. The second and third most common periods are 1951-1970 (16%) and 1971-1980 (14%). None live in a house built after 2000.

	Number of households	Proportion of 133 households
Before 1900	62	47%
1901-1930	5	4%
1931-1950	14	11%
1951-1970	21	16%
1971-1980	19	14%
1981-1990	7	5%
1991-2000	5	4%
After 2000	0	0%



5. Do you have a bathroom with a hot water supply? [140]

6. Do you have an inside toilet? [140]

140 of the 141 households answered questions 5 and 6. All those who answered said yes to both.

7. Has your property any of the following energy saving features? [140]

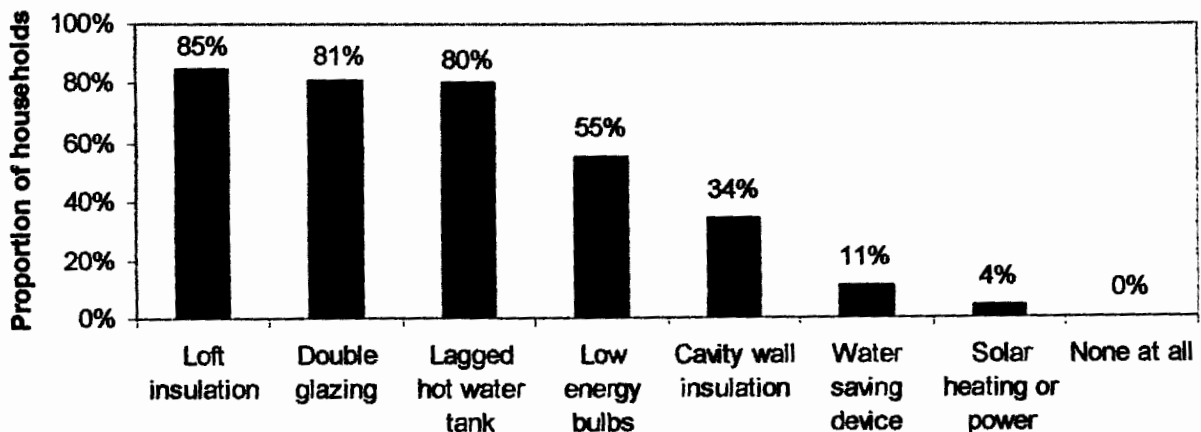
The number of households who ticked each feature is shown in the table below. The features are listed in descending order of occurrence. Most households have at least one of the first three features listed, and 55% have all three. Over half have low energy bulbs and around a third have cavity wall insulation. 5 households (4%) have solar heating or power. 5 households (4%) have solar heating or power. 5 households (4%) have solar heating or power.

	Number of households	Proportion of 140 households
Loft insulation	119	85%
Double glazing <sup>†</sup>	113	81%
Lagged hot water tank	112	80%
Low energy bulbs	77	55%
Cavity wall insulation <sup>†</sup>	47	34%
Water saving device	16	11%
Solar heating or power	5	4%
Other (see below)	7	5%
None at all	0	0%

<sup>†</sup> A few of those who ticked these options wrote "part" alongside their answer.

**Other**

- Economy Seven
- Water heated on demand
- Floor insulation and direct heating (water)
- Under floor insulation
- Dry-lined walls in some rooms
- Heavy winter curtains
- Wife who turns everything off



### 8. If alternative accommodation were available would you move? [132]

As shown alongside the question above, 132 households answered the question. They did this by either ticking "yes" (24 households) or "no" (108 households). In addition, there were 9 households who did not tick either option, possibly because they were undecided. Out of all 141 households (i.e. the 132 households who answered and the 9 who did not), 17% ticked "yes".

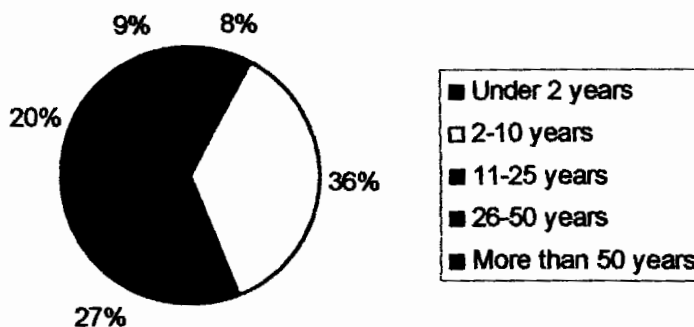
Most of those who ticked yes would either move within the parish or outside the Forest of Dean altogether, as the table below shows.

	Number of households
Within the parish	7
Elsewhere in the Forest of Dean	2
Further afield	9
No response	6

### 9. How long have you lived in the Parish? [138]

43%<sup>†</sup> of the households have lived in the parish for 0-10 years and 57% for over 10 years. Fewer than 10% have lived in the parish for under 2 years.

	Number of households	Proportion of 138 households
Under 2 years	11	8%
2-10 years	49	36%
11-25 years	37	27%
26-50 years	28	20%
More than 50 years	13	9%



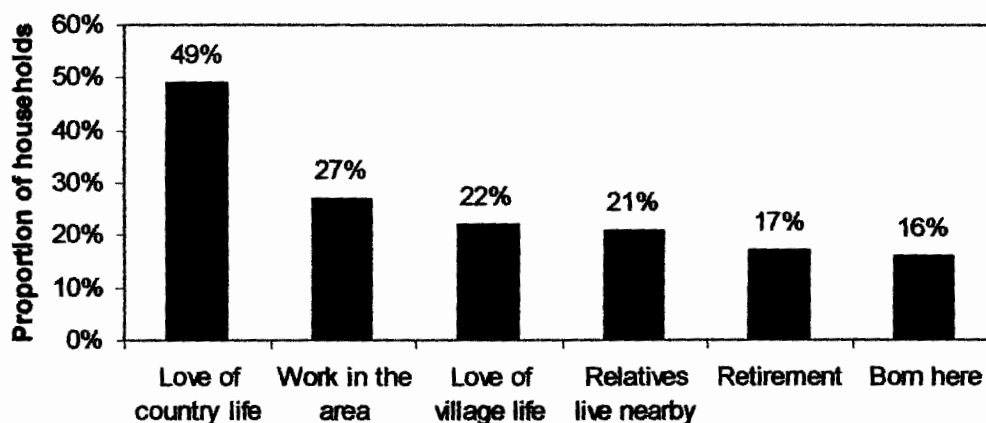
<sup>†</sup> The rounded figures for "Under 2 years" and "2-10 years" add to 44% but the actual, unrounded figures add to 43%. A number of other apparent discrepancies due to rounding occur during this report.



**10. How did you come to live in the Parish (tick all that apply)? [138]**

Those who answered ticked an average of 1.5 options each. Around half ticked "Love of country life" and around a quarter "Work in area". The remaining options were each ticked by around a fifth of households. Of the 11 who had lived in the parish for under 2 years, all but one ticked "Love of country life" with most also ticking at least one other option: "Relatives" (4); "Village life" (4); "Work" (2); Retirement (2).

	Number of households	Proportion of 138 Households
Love of country life	68	49%
Work in the area	37	27%
Love of village life	31	22%
Relatives live nearby	29	21%
Retirement	24	17%
Born here	22	16%
Other (caving, geology etc.)	1	1%



**11. If previous generations of your family have lived in the Parish, please state for how long. [36]**

Just over a quarter of households (26%) answered this question, indicating that previous generations of their family have lived in the parish.

	Number of households	Proportion of 141 households
Less than 50 years	11	8%
50-100 years	13	9%
101-200 years	7	5%
More than 200 years	5	4%

**Action Plan**

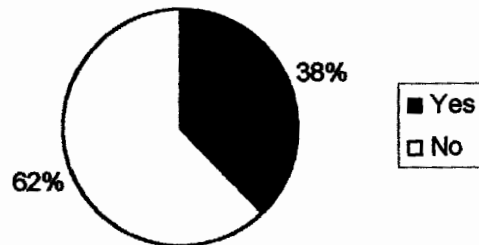
Proposals	Who by	When	Future Action
To pass information to relevant agencies. Copy of appraisal to D.Council, F.O.D Housing.	Steering Group via Parish Clerk with covering letter	Spring 2004	To be followed up by the Parish Council

## Section 2: Housing/Planning

### 12. Do you think more properties should be built in the Parish? [140]

Around 6 in 10 said no. One of those who said yes added "With discretion"; another wrote "Infill only". One person said "The questions in this section I find simplistic. Regardless of the nature, the funder or the end-user, an attempt should be made to project the rurality of any new dwellings i.e. they must fit in!".

	Number of households	Proportion of 140 households
Yes	53	38%
No	87	62%



### 13. Should special provision be made for any particular group? [135]

Around 6 in 10 said yes.

	Number of households	Proportion of 135 households
Yes	79	59%
No	56	41%

#### If yes, which group? [79]

79 households (56% of 141) answered the second part of the question by ticking one of more of the options listed (an average of 1.9 options each). "First time buyers" was the most common option ticked, with "Disabled" the least. The numbers who ticked "Young", "Pensioners" and "Young with families" were fairly similar.

	Number of households	Proportion of 79 households
First time buyers	39	49%
Young	30	38%
Pensioners	29	37%
Young with families	27	34%
Disabled	20	25%
Other	4	5%

#### Other

- Locals.
- Only people working in area. NO second homes or inflated properties for long distance commuters.
- Those who want to stay.
- Large family houses with good design. No cheap estate houses.

### **13. continued**

Several people made additional comments in response to question 13. These have been categorised under various headings below.

#### **Good balance already**

- There is a good balance now.
- There is already a good balance of housing in the Parish, and insufficient infrastructure to support further development.

#### **What is the demand?**

- What do the above groups demand, i.e. what is the demand, this must surely be the answer.
- How do we know where the need is?
- Can't answer adequately without information on need.

#### **Current provision**

- These groups already provided for in village where there are flats, old people's bungalows and semi detached cottages and houses for sale and rent.

#### **Facilities**

- Shopping facility or bus for the two groups ticked above [pensioners & disabled]. The facility should be a subsidised mobile venture.
- Needs shop.

#### **14. Where in the Parish should the new properties be located? [46]**

46 people (33% of 141) made one or more suggestions, which are summarised below under headings of "General criteria" and "Specific locations". The most common suggestions were "Close to amenities" (6 households) and "Infill" (4 households). The full comments can be found in the appendix.

##### **General criteria**

- Close to amenities (e.g. public transport/school/village hall/church) x 6
- Infill x 4
- Central x 3
- Old industrial land/waste land/brownfield sites x 3
- Village/within the villages x 3
- Where it does not spoil landscape/area/scenery x 3
- Where it does not affect existing properties' views etc. x 2
- Any available land/land that meets planning requirements x 2
- Here and there/dotted around x 2
- Spread out/uncrowded x 2
- Redundant farmland x 2
- Sides (of village/of main road) x 2
- Pensioners' unwanted garden land
- Greenbelt
- Fields
- Areas of minimal ecological impact
- Conversion of unused properties
- Location with tranquil views

##### **Specific locations (all x 1)**

- Balls Hill area
- Between Dryslade and Oak Farm
- Between old PO and neighbouring properties
- Christchurch area
- Either side of Cowmeadow Farm
- English Bicknor to Hillersland
- Field adjacent to new bus shelter
- Field near old shop
- Near council houses
- Near Yew Tree Cottage
- Old house ground
- Opposite Village Hall
- Playing field

In addition, a few said "None" or "Nowhere, with some of these adding that there are insufficient amenities in the parish. Others said that houses should be built in areas of employment e.g. towns.

**15. If more properties were built, should they be:**

- Houses/Bungalows/Both [88]
- Private Landlord/Council/Both [51]
- For sale/To rent/Both [77]

This question consists of three parts, shown above. The tables below show that in each case, almost two thirds of those who answered ticked the option "Both" rather than one of the single options. Among those who ticked the single options, houses were much more popular than bungalows, council homes slightly more popular than private landlord and homes for sale much more popular than homes for rent. One person who ticked "For sale" added "Affordable – real money".

Other comments made were: "Should be dictated by the demand" and "In keeping with immediate surrounds".

	Number of households	Proportion of 88 households
House	26	30%
Bungalows	4	5%
Both	58	66%

	Number of households	Proportion of 51 households
Private Landlord	7	14%
Council	12	24%
Both	32	63%

	Number of households	Proportion of 77 households
For sale	22	29%
To rent	6	8%
Both	49	64%

Looking at the opinion on council housing in more detail ...

In response to the second part of the question, 12 households ticked "Council" and 32 ticked "Both". This adds to 44 households who believe that if more properties were built in the parish they should be, or include, council properties. Of the 12 who ticked "Council", 5 ticked "For rent" in the third part of the question, 4 ticked "Both" and 3 did not tick either option. These answers indicate that council properties to rent would be more popular than council properties to buy. Of all 141 households who returned a questionnaire, the 44 households referred to above represent 31%.

**16. Should the conversion of redundant farm buildings be permitted into:**

- **Holiday accommodation [115]**
- **Permanent accommodation [130]**

Of those who expressed an opinion (yes/no) just over half answered yes to holiday accommodation and almost 90% to permanent accommodation, with one adding "Not expensive single accommodation for people from London but a complex of pleasant accommodation units for local people".

	<b>Holiday accommodation</b>	
	<b>Number of households</b>	<b>Proportion of 115 households</b>
<b>Yes</b>	62	54%
<b>No</b>	53	46%

	<b>Permanent accommodation</b>	
	<b>Number of households</b>	<b>Proportion of 130 households</b>
<b>Yes</b>	116	89%
<b>No</b>	14	11%

**Action Plan**

<b>Proposals</b>	<b>Who by</b>	<b>When</b>	<b>Future Action</b>
Pass on information to relevant agencies. Copies of Plan to District Council and F.O.D Housing.	Steering group via Parish Clerk with covering letter	Spring 2004	Follow up by Parish Council

### Section 3: Road safety, Highways & Transport

#### 17. Do you own or have use of: [126]

The proportions who ticked the various vehicle types are given in below. 19 households (13%) do not own a car or a motor cycle.

	Number of households	Proportion of 141 households
Car	121	86%
Motor Cycle	8	6%
Bicycle	40	28%

#### 18. If you own a car, where is it kept? [121]

Most households with a car have either a garage or off street parking.

	Number of households	Proportion of 121 households
Garage	69	57%
Off street parking	46	38%
On street parking	6	5%

N.B. 16 of those who ticked "Garage" also ticked "Off street parking" and one of those who ticked "Off street parking" also ticked "On street parking". These secondary answers are not shown in the table.

#### 19. Does your household own more than one car? [132]

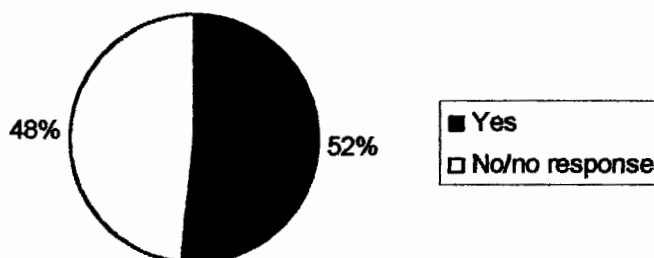
80 households indicated that they have more than one car. This is around two thirds (66%) of the 121 car owning households or 57% of all 141.

#### 20. Would you be interested in a car sharing scheme for transport to work? [134]

16 households said yes (one wrote "Already take part"). This is just under a fifth (18%) of the 90 households containing someone who works. A couple of households who did not say yes made comments: "work different times" and "irregular hours".

**21. Do you consider any particular road in the Parish is dangerous and in need of improvement? [120]**

As shown alongside the question above, 120 households answered the question. They did this by either ticking "yes" (73 households) or "no" (47 households). In addition, there were 21 households who did not tick either option; there may have been a variety of reasons for this, for example they may not have much experience of the roads in the parish or they may be undecided as to whether a particular road is a problem. Out of all 141 households (i.e. the 120 households who answered and the 21 who did not), 52% ticked "yes".



**If yes, please indicate where and why.**

The most common locations mentioned and the number of households who mentioned them are given in the table below, together with issues mentioned by two or more households. Further details are given on the following pages.

The Christchurch/Symonds Yat route was the most common location mentioned and traffic speed the most common issue, followed by road surface.

Location	No.	Main issues
Christchurch/Symonds Yat route	20	Speed x 9; Surface x 4; Footpath needed x 2
Ross Road	9	Speed x 7
Bicknor Street	7	Speed x 4; Unrestricted x 2
Eastbach Road	7	Surface x 3
Near school	6	Parking on road x 4; Speed x 2
Chapel Hill	4	
Tump Lane	3	Surface x 2
In & around village (general)	7	Speed x 3



### **Christchurch/Symonds Yat route (20)**

- Traffic speed x 9 (Motel to Christchurch; Hillersland Road; Hillersland to footbridge at Rock; Christchurch to Huntsham; Traffic calming needed; Enforcement/deterrent needed; Should have speed limit all the way; Constant monitoring.)
- Needs resurfacing x 4
- Footpath needed x 2 (Requires footpath one side; Barn House to Rock Inn – and grass verge maintained.)
- Christchurch crossroad: wall blocking visibility
- Christchurch to Huntsham: side of road falling away
- The B4432 opposite Barn House needs a lay-by to accommodate stationery vehicles – milk, post, delivery. The location is within an "S" bend. Currently, overtaking vehicles are at risk from oncoming traffic. Exit from small lane onto B4432 (opposite entrance to Biblins) is dangerous. It would benefit from a lower speed limit on B4432.
- Large pool of water at Symonds Yat car park bend.

### **Ross Road (9 households)**

- Speed of traffic x 7 (Requires traffic calming; Speed cameras; Narrowing; Should be 40 between villages)
- Size of commercial vehicles inappropriate for road width.
- Blind corner at Ross end of village coming from Ross – need calming strips and road markings.

### **Bicknor Street (7 households)**

- Speed limit x 4 (Extend & enforce; Constantly monitor; Should be 40 mph; Bicknor St to Joyford 30mph.)
- Unrestricted x 2 (Dangerous for walkers/riders; Bicknor Street is a single track adopted lane. It is DERESTRICTED and used as a ratrun. It is also used by leisure walkers, horseriders, cyclists. Properties are close to the lane and pedestrians are at particular risk of speeding traffic and increased traffic making for the Dog & Muffler pub. Speed bumps near properties would adequately resolve the problem to residents and their SAFETY.)
- Weight restriction (7.5 tonne, Bicknor St to Joyford.)
- More grass cut on the grass triangle for better views joining Joyford to Bicknor Street.

### **Eastbach Road/Eastbach (7 households)**

- Poor road surface x 3 (Surface breaking up – pothole and weeds; Need re-doing; Needs retarmacking: when it rains all the stones break up and will cause an accident.)
- More pull-ins required, verges kept cut.
- Blind single lane, very dangerous.
- Lanes too narrow for large vehicles, should be access only.
- They speed too fast for a small road

### **Near school (6 households)**

- Parking on road x 4 (Balls Hill near the school – people still park on the corner at school times; Very bad near bend; Parking off-road should be available for parents dropping off their children.)
- Speed of traffic x 2 (Main road near school; Especially during school run times.)

### **Chapel Hill (4 households)**

- Bottom of Chapel Hill through to village.
- Too narrow and heavy goods and buses seem to take the centre of the road.
- Falling branches and heavily ivy clad trees.

### **Tump Lane (3)**

- Poor road surface x 2 (Potholes)
- Give Way sign.

### **In & around village – general (7)**

- Speed through village x 3 (Chicanes at each end)
- Parked cars on roadside.
- Poor condition of some lanes.
- Bends leading to poor visibility.
- Hills into and out of village not gritted or snow cleared.
- At the bottom of hill as you enter the village by the farm a nasty corner, no footpath.

### **Other locations (15)**

- Road surface x 3 (Smithy Close; Redhouse Lane from main road into Murrells Road; Bicknor Court end of Balls Hill – potholes due to heavy lorry traffic.)
- Traffic speed x 3 (Council Villas speed limit ignored; Road coming up from Lydbrook: Speed limits ignored; Main road running from Pike House crossroads through to Lower Lydbrook – speeding vehicles and HGVs cutting through.)
- Church Road to Eastbach: falling branches and heavily ivy clad trees.
- Road Millway Hill needs barriers lower side.
- Symonds Yat Rock – Goodrich. Too narrow – needs passing places.
- Common Grove, flooded regularly due to past filling in of 'swallit' at junction with Balls Hill.
- Roadside parking opposite social club.
- By Church entrance
- The Rise
- Corner of Coleford Road opp Dryslade Farm
- The fork road just past Barn House

### **No location specified (4)**

- Traffic speed x 3 (Speed limit to be enforced; Ramps needed.)
- Outside my own property resurfacing required.
- Far too many to list. Main faults: pot holes; undercut kerbs; badly kept hedges & verges reducing visibility.
- The built up manhole skirtings are a danger especially to partially disabled motorbike users. One top cover of tarmac should be completed as per original surface. Those that live on this road will know. Only a sub-base was laid then all the manholes were removed and built up skirting installed. I was told that this was to be done by the council, when I wrote to them they were evasive, told me this was due to subsidence which was patent nonsense.

**22. Do you consider that the speed limit through English Bicknor is adequately enforced? [122]**

Out of all 141 households who returned a questionnaire, 56% (79 households) said no. The others either said yes or did not answer.

**23. Do you consider it should be extended? [118]**

Out of all 141 households who returned a questionnaire, 21% (29 households) said yes. The others either said no or did not answer.

**If yes, where?**

The answers are given below:

Location	No.	Details where given
Bicknor Street	6	Bicknor St to Joyford x 2; All along Bicknor St
Chapel Hill	4	Top of Chapel Hill; Top of Chapel Hill to Millway Cottage; 30mph restriction should commence at the top of Chapel Hill, not at the bottom after a dangerous downhill bend
Ross Road	4	Ross Road down to Lydbrook; Before Mrs Newton house coming up hill from Ross; About 30 yds down Ross Road
Through village	4	Right through village; Through any of the residential areas; 40 mph along roads adjacent to village and 30 in village
B4432	3	To Symonds Yat Rock; B4432 to parish boundary; Hillersland to Symonds Yat
Lydbrook direction	4	Christchurch to Lydbrook; Further towards Lydbrook; End of village near Lucy Court leading to Lydbrook
EB to Christchurch	2	
Eastbach Road	1	
Top of approach to village through to bottom of hill	1	Eastbach turn past end of village at Lower Lydbrook

**24. Do you think there should be any other form of traffic calming measures in place? [116]**

Out of all 141 households who returned a questionnaire, 30% (43 households) said yes. The others either said no or did not answer.

**If yes, what and where?**

Speed cameras and speed bumps were each mentioned by 12 households and were the most commonly mentioned methods. The school was the most common location.

Method	No.	Where/other comments
Speed cameras	12	In village; Bicknor Street; Christchurch, Hillersland to Symonds Yat; Bottom Chapel Hill to adjoining corner at Glebe Farm; Pseudo ones will do on main road
Speed humps/bumps	12	Through village x 3; Both approaches to village; Bicknor St x 2; Ross Road; Bottom of Chapel Hill; By bus stop; Christchurch, Hillersland to Symonds Yat
Sleeping policemen <sup>†</sup>	4	Ends of village x 2; Through village
Chicanes	4	Each end of village; Dryslade Farm to the Old Rectory; Ross Road; Bottom of Chapel Hill; By bus stop
Police checks/enforcement	3	
Enforced speed limit	2	
Road narrowing	1	
Width restriction	1	Carriageway width restriction with one direction priority
Insufficient speed limit signs	1	B4432
Low kerbs	1	
Access and local HGV only	1	
None specified	7	Near school x 7 (e.g. "Permanent speed controls needed as children walk to local school"); Near church; Village hall; Folly Lane; Smithy Close

<sup>†</sup> With regard to sleeping policemen one person wrote "Sleeping Policemen are a hazard in themselves and result in vehicle damage and driver discomfort!!".

**24a. Do you consider that the speed limit from Christchurch through Hillersland to Symonds Yat is adequately enforced? [104]**

Out of all 141 households who returned a questionnaire, 44% (62 households) said no. The others either said yes or did not answer. One of those who said yes added "by poor road surface".

**25. Do you think that it should be extended? [95]**

Out of all 141 households who returned a questionnaire, 17% (24 households) said yes. The others either said no or did not answer.

**If yes, where?**

Location	No.	Details where given
Whole route	5	Should be 30mph x 2
To the Rock	4	Through to the Rock; To the footbridge at the Rock; To Symonds Yat rock; Redinhorne to Symonds Yat Rock 30mph
Hillersland ...	3	Hillersland; Hillersland to Symonds Yat; Motel Hillersland to parish boundary; Hillersland to Symonds Yat
Christchurch ...	2	Christchurch garage to Symonds Yat; Christchurch to Huntsham
Before Symonds Yat through to Hotel Symonds Yat East turning	1	
To parish boundary	1	
Top of Chapel Hill to Millway Cottage	1	
Throughout the Forest!	1	

In addition, a few people commented in general on the speed limit e.g. "More evidence of speed restriction needed"; "Should be 30 or even 20mph"; "Too fast".

**26. Do you think there should be any other form of traffic calming measures in place? [100]**

Out of all 141 households who returned a questionnaire, 18% (25 households) said yes. The others either said no or did not answer.

**If yes, what and where?**

<b>Method</b>	<b>No.</b>	<b>Details where given</b>
Speed cameras	8	Christchurch to Hillersland; At either end of village
Speed humps/bumps	4	
Speed limit marked on road	2	Red patches on road with 30 on them
Speed limit signs	2	More evident
30mph	2	Christchurch to Symonds Yat Rock; Redinhome to Symonds Yat Rock
Sleeping policemen	2	At both main entrances to village
Police checks/enforcement	2	
Properly enforced limit	1	
Chicanes	1	
Single lane priority systems	1	
Deer, horse and pedestrian symbols	1	
"Kill your speed" signs	1	Before Symonds Yat to Hotel Symonds Yat East turning
Parking restrictions	1	Restrict residents parking in narrow part of Shortstanding before accident occurs
(None specified)	1	From bridge top of Yat Rock down

## 27. Are the pavements within the Parish adequately maintained? [115]

Out of all 141 households who returned a questionnaire, 40% (57 households) said yes, 41% (58 households) said no and 19% (26 households) did not answer.

Two comments were made: "Overgrown by Cowmeadow Farm" and "Weeds should be sprayed twice".

## 28. Is there a need for further pavements? [110]

Out of all 141 households who returned a questionnaire, 23% (33 households) said yes. The others either said no or did not answer.

### If yes, where?

Where	No.	Details
Christchurch/Symonds Yat route	8	Hillersland to Symonds Yat x 4; Christchurch to Symonds Yat x 2; Christchurch to Hillersland; Hillersland Road; One side only
Dryslade Farm	4	To council houses x 2
To Christchurch	3	For walkers; Past New Inn
Village to Shortstanding	2	Quite often people are walking in the road
Chapel Hill	2	Through adjacent fields
Bicknor Street	2	Bicknor St to school; To Redhouse Lane
Holly Barn to Rock	1	
Bicknor to Berry Hill	1	
Church to Tump Lane (Ross Road)	1	
Ross boundary to church	1	
Smithy Close	1	
Murrells Road	1	
Opposite football field	1	
Each end of village	1	
Along main roads	1	
Throughout parish	1	

### Other comments

- Footpath opposite Cowmeadow Farm overrun with brambles.
- Hedge opposite Cowmeadow Farm Gate needs cutting.
- Where the pavements are, the hedge should be cut.
- The grass verges inadequately maintained.
- Parking on pavements next to English Bicknor church.
- Cars parked on pavements.
- They need to be wider in Bicknor.
- Dropped kerbs – many places.

## 29. Are there enough street lights? [123]

Out of all 141 households who returned a questionnaire, 7% (10 households) said yes. The others either said no or did not answer.

### If no, where would you like to see additional lighting?

Where	Details
Smithy Close	To front and rear of bungalows
Along to school	When anything is going on at school it's difficult to see if you have no torch
Hillersland Road	
Hillersland to Bicknor	
Bicknor Street to Joyford	
Up our lane to Turnfield Barn	
Bottom end of village	
Through the village	
(No location specified)	There are never enough street lights; Badly lit in many areas

A few of those who had said yes also made comments:

- Street lights are of the wrong type. Should be replaced with modern down lighters so not to block view of stars.
- There are too many street lights. Many people think that light pollution has gone too far. The lights need to be switched off at about 11pm so that the parish can enjoy the "Dark". (It should save electricity.)
- We need to reduce light pollution
- The one light at Common Grove has ceased to function. There can be far too many lights. As a pedestrian going slowly blind I can do far better without them everywhere. You cannot see the stars any more due to all the pervading glow – Cinderford, Ross, Coleford, everywhere, too many, please switch half of them out. Thank you. Save our planet.

### Action Plan

Proposals	Who by	When	Future Action
Pass on information to relevant agencies	Parish Council to arrange meeting with Highways, Police & Road Safety	During 2004	Ongoing by Parish Council

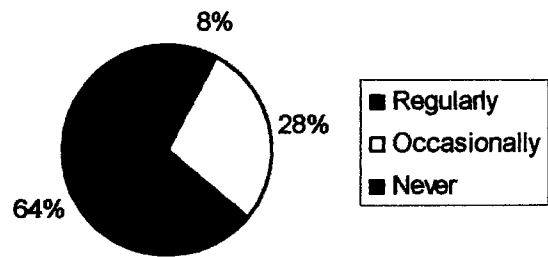


## Section 4: Bus Services

### 30. Do you use the public bus service? [140]

Almost two thirds never use the bus service. Fewer than 10% use it regularly.

	Number of households	Proportion of 141 households
Regularly	11	8%
Occasionally	39	28%
Never	90	64%
No response	1	1%

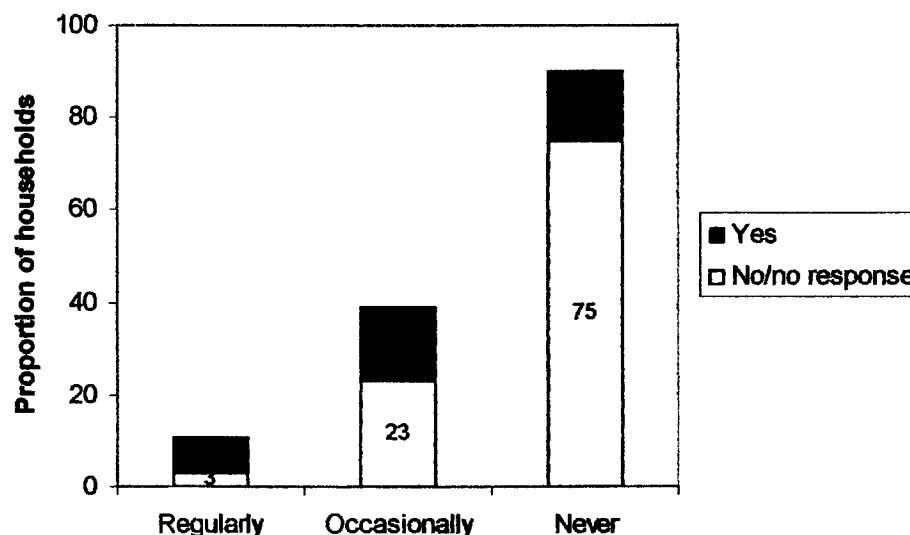


### 31. Do you see the need for any additional bus services?

40 households see the need for additional bus services. This is 28% of all 141 households who returned a questionnaire. The others either said no or did not answer.

Looking at the answers against those to question 30 above, 73% (8) of those who use the public bus service regularly see the need for additional bus services. This figure falls to 41% (16) for those who use it occasionally and 17% (15) for those who never use the public bus service. These figures are illustrated in the chart below.

Two households who said yes added comments. A household who uses the public bus service occasionally wrote "Provided the costs were less than the car, i.e. affordable public transport", while one who never uses it said "For others". One household did not say either yes or no but wrote "Maybe if there is the demand from those who use public transport".



**If yes, please state**

- **on what days?**
- **to where?**
- **at what time?**
- **time of return?**

A quarter of the 141 households (35 households) answered at least one of the four questions above. Their answers are given below and on the following pages. In addition, several general comments were made:

- The local service is so poor that anything would be an improvement.
- Bus services within the forest are poor and bus commuting to Gloucester takes a long time.
- Have not had any luck in finding a bus which was going where I wanted at the time I wanted. I could not afford B&B charges in order to make the return journey! Bus services need to be coordinated and run by one central office.
- Get rid of StageCoach and support local based buses.
- For people without cars this is very important.
- For people who would like more public transport to answer.
- To suit those requirements voiced by residents who do use what scant service exists.

Answers are summarised below, arranged by destination. Where more than one person specified a day or time this has been shown in brackets e.g. 11pm (2). Answers have been separated by semi-colons. (With regard to the days, answers of "Daily", "Every day", "All" etc. have all been included in one category: "Every day".)

The four most common destinations were Coleford (20 households), Ross (13), Gloucester (10) and Monmouth (6).

**Coleford (20 households)**

<b>Days</b>	<b>Departure</b>	<b>Return</b>
Every day (10)	Early in the morning; First thing in the morning for work; Regular, especially to get people to work; 8am; 9am (3); Mid-morning for shoppers; Afternoons; 5pm; 5.30pm	11am; 12pm; Mid-afternoon for school and return shoppers; Early evening; Evening for work; Regular, especially for people who work
Weekdays (6)	8am-7pm; 9.15am; 9.30am-12.30pm; Morning; Throughout day; Afternoon	8am-7pm; Lunchtime; Afternoons; 3.30-5pm; As per Sat service
Mon-Sat	To connect with buses to Gloucester, Monmouth and Lydney	To collect passengers from Glos, Monmouth, Lydney buses
Once a week	An evening service to enable those who wish to visit cinema or relatives	10pm
Any day		
Unspecified		"Give us a 5'clock bus back from Coleford"
Unspecified	"Any time, the old cannot get their pension, cannot get to a doctor for 9, first bus 11"	

### 31. continued

#### Ross (13 households)

Days	Departure	Return
Every day (7)	Early in the morning; First thing in the morning for work; Regular, especially to get people to work; 8am; 9am (2); Mid-morning for shoppers; 12pm; 3pm; 6pm	Around 11am; 12pm; 3pm; Mid-afternoon for school & return shoppers; 5.30pm; 6pm; Evening for work; Regular, especially for people who work; 11pm
Weekdays (2)	8am-7pm; 9.30am-12.30pm	8am to 7pm; 3.30-5pm
Fridays	9.30am	1pm
Once a week	An evening service to enable those who wish to visit cinema or relatives	10pm
Any day		

#### Gloucester (10 households)

Days	Departure	Return
Every day (4)	Early mornings; First thing in the morning for work; 9am; 9.30am; Mid-morning for shoppers; 12pm; 3pm; 6pm; Evenings; After 9pm	12pm; 3pm; Mid-afternoon for school & return shoppers; 4.30pm; 6pm; Evening for work; 11pm (2)
Weekdays	9.30am-12.30pm	3.30-5.00pm
Weekends	Every 2 hours	Every 2 hours
Sat (3)	10am (2); 12am	4pm; 4.30pm; 6pm

#### Monmouth (6 households)

Days	Departure	Return
Every day (4)	Early in the morning; First thing in the morning for work; Regular, especially to get people to work; 9am; Mid-morning for shoppers; 12pm; 3pm; 6pm; Evenings; After 9pm	12pm; 3pm; Mid-afternoon for school & return shoppers; Evening for work; Regular, especially for people who work; 6pm; 11pm (2)
Weekdays	9.30am-12.30pm	3.30-5pm
Once a week (2)	An evening service to enable those who wish to visit cinema or relatives	10pm

### 31. continued

#### Other

Location	Days	Departure	Return
Cinderford (2)	Every day (2)	Regular, especially to get people to work; 9.30am	4.30pm; Regular, especially for people who work
Lydney (2)	Every day	8am; Bus link to Lydney station	5.30pm; Bus link to Lydney station
Cheltenham (1)	Saturdays	10am	4pm
Hereford (1)	Weekdays	From 10am	To 5pm
From all other areas to the schools	To take children to school and back	School time	School time
Doctors	9am or 9.30am		
Different towns	Every day	Morning; Lunchtime	Afternoon
All areas	Every day	All times	All times
Coleford – Christchurch – Shortstanding; Bicknor, Lydbrook, Stow Green, Ruardean			

### 32. Where do you do your main food shopping [140]

Some households ticked more than one of the options listed in the questionnaire (Coleford; Ross; Monmouth; Elsewhere), giving an average of 1.6 locations each. Almost 60% shop in Coleford, 30% in Monmouth and almost a quarter in Ross.

One of those who ticked Ross said "Because you can't get back from Coleford".

	Number of households	Proportion of 140 households
Coleford	83	59%
Monmouth	42	30%
Ross	34	24%
Elsewhere	53	38%

"Elsewhere"	Number of households	Proportion of 140 households
Gloucester	19	14%
Lydney	18	13%
Cinderford	8	6%
Chepstow	6	4%
Hereford	4	3%
Bristol	3	2%
Cardiff	1	1%
Cheltenham	1	1%
Cwmbran	1	1%
Lydbrook	1	1%
Newent	1	1%
Newport	1	1%

### 33. Would you use a free bus for shopping? [135]

Out of all 141 households who returned a questionnaire, over a third (35%; 50 households) said they would use a free bus for shopping. The others said no or did not answer.

#### Comments

- For Coleford market on Thursday mornings.
- Yes if it operated a satisfactory pick up and drop off service.
- Don't cater for disabled (electric scooter/wheelchair).
- No, but only because of arthritis - can't carry shopping. Only if door to door and regular.

#### Action Plan

<b>Proposals</b>	<b>Who by</b>	<b>When</b>	<b>Future Action</b>
Already a car share scheme	Lydbrook Community Care	Ongoing	
Link up with Coleford Partnership	Parish Council	Ongoing	Continue to press for a better bus service

## Section 5: Employment

### 34. Is anyone in your household working? [141]

90 households contain at least one working person. This is almost two thirds (64%) of all 141 households.

#### If yes, how many persons work in:

11 households contain at least one person who works in the parish. This represents 12% of the 90 households containing one or more working person. These 11 households contain a total of 16 people who work in the parish. This represents 11% of the 147 working people among the households surveyed.

	Number of households	Proportion of 90 households	Number of people (total 147)	Proportion of 147 people
The Parish	11	12%	16	11%
The Forest of Dean	43	48%	57 <sup>†</sup>	39%
Elsewhere	53	59%	74 <sup>†</sup>	50%

<sup>†</sup> A few households ticked the boxes rather than inserting numbers. In households containing more than one person of working age it was not possible to tell whether the tick indicated one person or more than one. In order to obtain figures for the table, each tick has been taken to mean one person. This has been done in 7 instances for the option "The Forest of Dean" and in 9 instances for the option "Elsewhere".

### 35. Would you change your work if suitable local employment were available? If yes, please state why.

From the answers given to the previous question it is known that 83 households contain at least one person working outside the parish. Of these, 25 (30%) said they would change their work if suitable local employment were available.

Of the 23 who gave reasons, 14 (61%) made comments such as "Reduce commuting distance", "Less travelling" etc. Two (9%) said it would save time and one (4%) that it would save money. Two dislike their current job, one would like a better way of life and another would like the convenience. One said "Son would" and another "Why not?"

### 36. Is anyone in your household currently looking for work? If yes, would a local job vacancy board displayed in the Parish be useful?

11 households contain someone who is currently looking for work. This represents 10% of the 112 households containing someone aged 16-65.

Of these 11 households, 8 (73%) said that a local job vacancy board would be useful. 12 of the households who had said no to Q36 also said yes, with one adding "For our student children for holiday jobs!".

**37. Would you like to see any of the following in the Parish?**

- **Small scale industry [100]**
- **Cottage or craft industry [108]**
- **Other**
- 

Almost two thirds of those who expressed an opinion would not like to see small scale industry, but over two thirds of those who expressed an opinion would like to see cottage or craft industry.

	<b>Small scale industry</b>		<b>Cottage or craft industry</b>	
	Number of households	Proportion of 100 households	Number of households	Proportion of 108 households
Yes	35	35%	78	72%
No	65	65%	30	28%

14 households gave other suggestions (some giving more than one):

**Amenities**

- Shop x 8
- Pub x 3
- Post office x 2
- Restaurant x 2
- Café
- Bakery

**Tourism**

- Hotel
- B&B on small scale
- Park & gardens, model villages of Bicknor past and present and cream teas & playground.

**Technology**

- High-tech
- Telecoms and computing

**Other**

- Jobs to replace Rank Xerox
- Homeworking
- Brokerage e.g. computer, IT

A few other comments were made with regard to employment opportunities:

- Anything that paid a liveable wage.
- Consider anything reasonable.
- As long as it didn't impact on neighbours or character of immediate surroundings.
- No specific "Other". The area is rural, transport is difficult, farming is in the doldrums, local industry is in decline, e.g. the Rank, Engelhard; the creation of job opportunities should be encouraged.

**Action Plan**

<b>Proposals</b>	<b>Who by</b>	<b>When</b>	<b>Future Action</b>
Information to Job Centre re: vacancies on local boards	Steering Group via Parish Clerk	Spring 2004	Parish Council to follow up

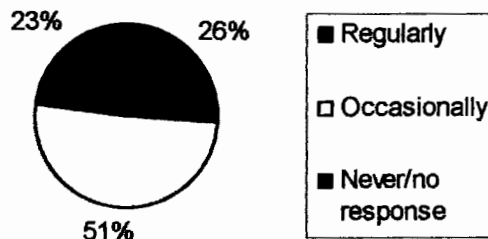
## Section 6: Social and leisure

For reasons described in the footnote<sup>†</sup>, the results for questions 38 to 40 have been given on a household basis only, rather than on an individual basis.

### 38. How many members of your household use English Bicknor Village Hall? [138]

The majority of households said they use the village hall, around half occasionally and a quarter regularly. Under a quarter of households never use the hall.

	Number of Households	Proportion of 141 households
Regularly	37	26%
Occasionally	72	51%
Never/no response	32	23%



### If regularly/occasionally, for what purpose? [97]

The most common uses mentioned were social purposes, fetes and the lunch club. (Some people gave more than one answer.) Around a third of the 68 households containing people aged 60 or over gave the lunch club as one of the answers to this question.

	Number of households	Proportion of 97 households
Social purposes e.g. gatherings/events/functions	28	29%
Fetes	22	23%
Lunch club	22	23%
Village events/functions/activities	15	15%
Meetings	10	10%
Parties/celebrations	11	11%
Voting	9	9%
WI	8	8%
Brownies	6	6%
Table tennis	5	5%
Coffee mornings	4	4%
School events	4	4%
Whist drive	2	2%
Church functions	2	2%
Fundraising	2	2%
Pool	2	2%
Football	2	2%
Skittles	2	2%
Sport	1	1%
Recycling facilities	1	1%
Dance 2000	1	1%

<sup>†</sup> Many of those who answered questions 38 to 40 ticked the boxes rather than inserting numbers. In most cases, the households in question contained more than one person, and since the numbers using or attending each venue cannot be assumed to be the same as the total number in each household, the actual numbers are unknown. The answers will therefore be given by household only. In a small number of cases, households inserted numbers in two of the option boxes. In these cases the answer of highest frequency has been selected, i.e. "Regularly" over "Occasionally", and "Occasionally" over "Never".



**38. continued**

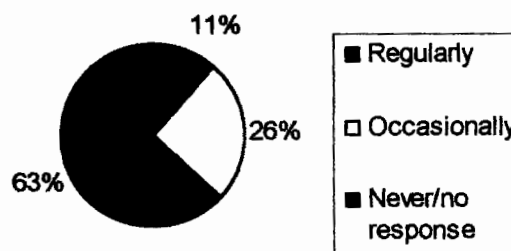
**If never, please give reasons [19]**

	Number of households	Proportion of 19 households
Not relevant/no need	7	37%
Too far away	3	16%
No info on what is going on	3	16%
Time	2	11%
New to parish	1	5%
Never bothered	1	5%
Illness	1	5%
Money & inferiority complex	1	5%

**39. How many members of your household use English Bicknor Club? [132]**

37% of the 141 households said they use English Bicknor Club. Around a quarter use it occasionally and around 10% regularly. Over 60% of households do not use English Bicknor Club.

	Number of households	Proportion of 141 households
Regularly	16	11%
Occasionally	36	26%
Never/no response	89	63%



**If regularly/occasionally, for what purpose? [47]**

	Number of households	Proportion of 47 households
Socialize	23	49%
Functions/events	14	30%
Drink	8	17%
Play pool	5	11%
Skittles	4	9%
Football	2	4%
Whist	1	2%
Meet friends	3	6%
Relaxation	1	2%
Also to try to ensure that the village does retain a regular social venue	1	2%

**39. continued**

**If never, please give reasons [57]**

The main reasons were lack of interest and lack of awareness.

	Number of households	Proportion of 57 households
Not interested	13	23%
Didn't know it existed	9	16%
Don't know much about it	8	14%
Don't drink	8	14%
Not suitable for a woman on her own	4	7%
Disabled/ill	3	5%
New to area	2	4%
Too far away	2	4%
Don't socialize locally	2	4%
Too busy	2	4%
Don't go out to drink	1	2%
Prefer to drink at pub	1	2%
Prefer to drink at pub with food	1	2%
Too smoky	1	2%
Not welcoming	1	2%
No transport	1	2%

**40. How many persons in your household attend:**

- **Parish Church or Chapel [126]**
- **Women's Institute [115]**
- **Mobile Library [111]**

Almost half the 141 households (45%) attend the Parish Church/Chapel. More attend occasionally than regularly.

12 households (9%) attend the WI. Most of these attend regularly.

7 households (5%) use the Mobile Library. Most of these use it occasionally rather than regularly.

	Parish Church/Chapel		Women's Institute		Mobile Library	
	No.	% of 141	No.	% of 141	No.	% of 141
Regularly	20	14%	9	6%	2	1%
Occasionally	43	30%	3	2%	5	4%
Never/No response	78	55%	129	91%	134	95%

**41. Do you feel you know what social activities take place in the Parish? (Brownies etc.) [128]**

50% of households (71) said no, 40% (57) said yes and 9% (13) did not answer.

**If yes, how do you hear about them? [48]**

Over half of those who answered hear of social activities through word of mouth. Almost a third hear of them through the parish/church magazine. (Some people gave more than one answer.)

	Number of households	Proportion of 48 households
Word of mouth	26	54%
Parish/Church Magazine	15	31%
Noticeboard	7	15%
Leaflets/flyers/letters	8	17%
Church	4	8%
Local paper	3	6%
School	2	4%
Club	2	4%
Luncheon club	1	2%
By being involved in parish activities	1	2%

**42. Do you think a noticeboard displaying activities would be useful? [128]**

57 households said yes. This is 40% of the 141 households. The others said no or did not answer.

**Action Plan**

Proposals	Who by	When	Future Action
<u>Use of Village Hall</u> Pass info to Village Hall Committee	Steering Group	Spring 2004	Parish Council to follow up
<u>English Bicknor Club</u> Pass info to Club Committee	Steering Group	Spring 2004	Parish Council to follow up
<u>W.I</u> Pass on information	Steering Group	Spring 2004	Parish Council to follow up
<u>Church</u> Pass on information. Explore possibility of news letter. Web site – link up with Coleford Partnership.	Steering Group Parish Council Parish Council	Spring 2004 Summer 2004 Already actioned	- ditto - Ongoing
<u>Notice Boards and Activities</u> Already regularly updated	Parish Council	Ongoing	Ongoing

**43. What leisure activities would you like to see take place in the Parish, i.e. Gardening Club, Local History Club etc. (please list). [67]**

The first table lists clubs suggested by two or more households (excluding those specifically for children or young people). Those mentioned by one household only are given in alphabetical order below the table. The second table lists all suggestions specifically relating to children or young people.

	Number of households	Details where given
Gardening Club	30	
Local history	24	
Walking/rambling club	6	
Keep fit	5	For over 50s
Bowls	3	
Darts	2	
Art	2	
Crafts	2	Country crafts
Flower arranging	2	
Photography	2	
Wine tasting	2	
Computers	2	Internet club
Talks on different topics	2	Bird life in FoD; Monthly e.g. local history (as Staunton)
Dancing	2	
Yoga	2	

**Suggestions made by one household each**

Astronomy; Bell ringing; Book club; Bridge; Canoeing & rock climbing for locals (not away groups); Charity nights to raise funds for village (e.g. race nights); Debating; DIY; Hairdressing; Hand bells; Make-up and beauty; Motor Cross; Music club; Outside activity; Singing; Skittles; Sporting facilities; Sports; Tennis courts; Theatre club; Wildlife; Xmas tree, carols and lights in village

**Children/young people**

	No. of households
Activities/clubs for children	4
Activities/clubs for young people	4
Playgroup/toddler group	3
Youth club	1
Activity evenings for children	1
Dancing club for children	1
Summer holiday club for children	1
Park e.g. swings & slides	1

**Other comments**

- Any, to break sad lack of interest.
- Any club would be an opportunity to socialise and get to know people.
- None for personal needs but would support local people's needs being met.
- This should be down to interested individuals to organised.
- Adequately provided in area already.

#### 44. Would you like to see more sporting activities in the Parish? [96]

55 households said yes. This is 39% of the 141 households. The others said no or did not answer.

#### If yes, what kind (please list) [43]

The first table below lists sports suggested by two or more households (excluding those specifically for children or young people). Those mentioned by one household only are given in alphabetical order below the table. The second table lists all suggestions specifically relating to children or young people.

	Number of households
Tennis	13
Cricket	9
Bowls*	8
Putting*	3
Yoga	3
Tai chi	2
Keep Fit	2
Rounders	2
Basketball	2
Golf	2
Cycling	2

\* One person wrote "There is ample room at the rear end of the sports ground for a bowling or putting green for the children and elderly alike."

#### Suggestions made by one household each

Athletics; Badminton; Boules; Canoeing; Carnival; Caving; Climbing; Flying; Hockey; Horse Riding; Outdoor; Paintballing; Rambling; Rugby; Running; Skittles; Something for the ladies; Trampolining; Volleyball

#### Children/young people

	Number of households
Sports for children	6
Football for children	2
Children's play area	1
Cricket for children	1
Free swimming for children	1

#### Other comments

- Any except so-called blood 'sports'.
- Enjoyed watching MOTOX.
- Not applicable. My interests are equestrian – further away.

#### 45. Do you already help with or organise any activity in the parish?

Over a quarter said yes. (37 households, which is 26% of 141.)

#### 46. Would you be willing to help organise, run or join an activity?

Again, over a quarter said yes (38 households, which is 27% of 141). 16 of these already help with or organise an activity in the parish (question 45) but the other 22 do not.

#### 47. What facilities would you like there to be available at the Village Hall? e.g. Post Office, Hairdressing, Shop, to include locally grown produce, Computer Course etc. (please list) [89]

89 households (63% of 141) made suggestions. Those made by two or more households are shown in the table while those given by one household only are listed alphabetically below. 43% of households would like a shop, some specifying one selling locally grown produce. A third would like a Post office.

	Number of households	Proportion of 141 households	Details
Shop*	61	43%	Locally grown produce x 22; At least one am/pm a week
Post office	47	33%	
Computer courses	12	9%	
Hairdresser	12	9%	
All listed in question	5	4%	
Farmers/village market	5	4%	Occasional produce stall in summer
Courses/talks	4	3%	
Pub	2	1%	
Car boot/table sales	2	1%	

#### Suggestions made by one household each

Badminton (roof pitch?); Beauty Therapist; Children's play area; Chiropody (NHS have long list and appointments are over 10 wks. Pensioners need these people.); Exercise facilities (Might be attractive to both young and old. Running, rowing machines etc. The objective being to improve general health/empty the doctors waiting room/social contact.); Fax facility; Internet access; Manicure & Pedicure; Park; Public computer; Tea/coffee room

#### Other comments

- Any facility is to be welcomed – the economics are another matter.
- More facilities to improve village life.
- None for personal needs but would support local people's needs being met.
- Village Hall too far away for people without transport.
- The hall should not compete with commercial activities.

## Action Plan

Proposals	Who by	When	Future Action
<u>Village Hall Activities</u> Pass info to Village Hall Committee. Gardening Club. Local History Club	Steering Group  Already actioned by Steering Group member - ditto -	Spring 2004  November 2003  - ditto -	Follow up by Parish Council
<u>Sports</u> Pass info to Playing Fields Committee	Steering Group	Spring 2004	Follow up by Parish Council
<u>Hall Facilities</u> Pass info to Village Hall Committee	Steering Group	Spring 2004	Follow up by Parish Council

### 48. Do members of your family use English Bicknor playing fields? [129]

Just over a quarter said yes (38 households, which is 27% of 141).

#### If yes, for what purpose?

The most common purpose mentioned was football, followed by playing.

- Football x 17
- Playing x 7
- Walking x 4
- Fetes x 4
- Events x 3
- Brownies x 2
- Country dancing x 2
- Sport x 2
- Kites x 2
- Cycling x 2
- Ball games
- Games
- Running
- Rounders
- Playing in the snow!
- Summer picnics
- Flying rockets
- Cave Club conventions

#### 49. What else would you like English Bicknor playing fields to be used for? [38]

The most popular suggestion was for a playground or play area for children.

##### For children

- Playground/play area x 18 (e.g. swings; adventure playground)
- Sports for children x 2
- Activities for children and young people
- Something for younger children
- Rounders or other activities for children
- Safe cycle area for children in newly filled area

##### Other

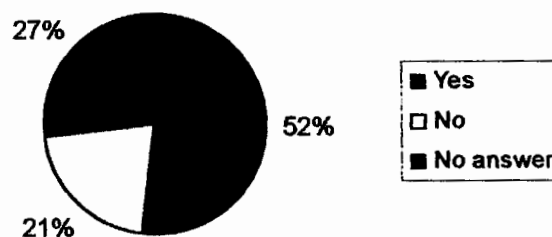
- Cricket x 3
- Dog walking x 3 (e.g. separate area; owners to clear up dog mess)
- Tennis court x 3
- Bowling green x 2
- Equestrian x 2 (e.g. competition; track around outside)
- All sports surface
- Archery
- Athletics
- Basketball net
- Croquet area
- Flying model aircraft
- Sinking shafts into unknown section of cave
- Seating area
- Craft fairs
- Fetes
- Table and car boot sales
- Village activities e.g. barbeques

##### Other comments

- Anything as long as it did not spoil the grass.
- Should not be used specifically for football.
- Not building.

#### 50. Would you like to see part of English Bicknor playing fields made into a park with seating etc.? [103]

Of the 141 households, 52% (73 households) said yes, 21% (30 households) said no and 27% (38 households) did not answer. One person wrote "Seating but no park".

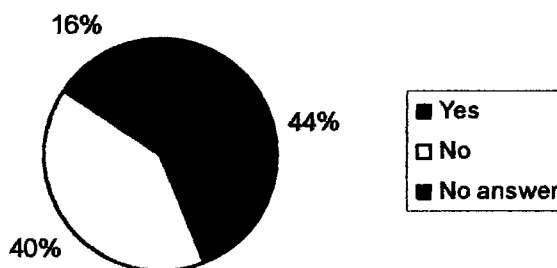




**51. Would you like to see a pub in English Bicknor? [119]**

Of the 141 households, 44% (62 households) said yes, 40% (57 households) said no and 16% (22 households) did not answer.

One of those who said no added "Not in competition with club". Two people did not say either yes or no but wrote comments: " Dog & muffler?" and "It is too late – a village pub needs character".



**Action Plan**

Proposals	Who by	When	Future Action
<u>Playing Fields</u> Pass info to Playing Fields Committee	Steering Group	Spring 2004	Follow up by Parish Council
<u>Pub</u> Pass info to Village Hall Committee	Steering Group	Spring 2004	Follow up by Parish Council

**52. Do you use the Public Footpaths in the Parish? [129]**

Most households use the footpaths, a third regularly.

	Number of households	Proportion of 141 households
Regularly	46	33%
Occasionally	60	43%
Never/no response	35	25%

**53. Do you know where the Public Footpaths are in the Parish? [132]**

100 households said yes. This is 70% of the 141 households. The others said no or did not answer. A few of those who said yes added "Some".

**If no, do you know how to find out where they are?**

Of those who do not know where the footpaths are, less than a fifth know how to find out. Of the five who had written "Some", two knew where to find out where the others were.

#### **54. Do you know of any Public Footpaths currently in need of repair or maintenance? If yes, where?**

22 households (16% of 141) said yes. The two most common areas mentioned were Coldwell Walk (8 comments) and Redhouse lane (4 comments). The issues associated with these areas are listed below, where Coldwell Walk has been abbreviated to CW and Redhouse Lane to RL. The most common issue mentioned overall was stiles, being mentioned 4 times in connection with Coldwell Walk and 4 times in other contexts.

##### **Coldwell Walk**

- **Stiles:** First stile up from Common Grove Road is broken and dangerous; Stile on path leading up to Coldwell rocks is broken; Stile on CW from road; Stile on CW near Bicknor Court.
- Clearing and signposting needed where CW leaves Bicknor Court; Path overgrown near Bicknor Court.
- Balls Hill to CW.
- Original CW to Symonds Yat.

##### **Redhouse Lane**

- Crops obstructing field to RL
- Whitehouse to RL ploughed up
- Outside houses in RL
- Opposite No. 4 RL

##### **Other/unspecified locations**

- **Stiles:** Some stiles and gates difficult to get over; Many of the stiles on many of the footpaths are not dog friendly; Kissing Gates much better than stiles for less able and children; Sterts Farm Property.
- **Overgrown:** Path through oil seed rape field below playing field is totally overgrown; Footpath from council houses to school is narrow with brambles across path (and also a hole in the path that could cause an accident); Opposite Cowmeadow Farm has brambles and nettles
- **Obstructions:** Footpath at Whitehall Cottage blocked, view obstructed; Path that follows the stream from Eastbach Road to Joyford waterlogged and almost impassable in wet weather; Van parked on pavement opposite Eastbach island makes it difficult to get past with buggy and children.
- **Seasonal:** Not good in the winter; Only grasscutting at summer times; They need to be told to keep them open. They are closed with electric fence in summer.
- **Locations – unspecified problems:** By the bus stop in Bicknor; Smithy Close; New stile at bottom of Godwin's Lane

##### **Other comments**

- It is not viable for land owners to maintain them.
- Could do with a map showing footpaths at entrance to school.
- The parish particularly Symonds Yat is becoming too "suburban" – it should be a wilderness place.
- As more people become disabled, a dropped kerb is needed at the back of bungalows to get onto the road, the bars in both lanes are difficult for disabled to manoeuvre wheelchairs etc. around and the only dropped kerb is near the hall onto the main road and could be dangerous.

**55. Are dogs or dog fouling in the Parish a nuisance? [115]**

28 households said yes. This is 20% of all 141 households. The others said no or did not answer.

**If yes, where?**

The most common area mentioned was the playing fields, followed by Redhouse Lane. In addition to the areas listed below, one person said "Widespread" and another "Everywhere", while someone else wrote "Any fouling is abhorrent".

- Playing fields x 10
- Redhouse Lane x 4 (including "Green by Redhouse Lane" x 1)
- Balls Hill
- Churchyard
- Field by the school and lanes
- Main footpath to grass verges
- Most footpaths
- Pavements
- Some green areas
- Symonds Yat
- Verge opposite Whitehouse (no pavement so need to walk on verge)

There were also a few comments relating to specific issues other than dog fouling:

- Bicknor Court Farm Rise fields to Rosemary Topping House Lane: 3 dogs run as a pack and are not properly reprimanded or controlled. Frightening to people and vicious to other dogs.
- Barking dogs – Smithy Close
- Unleashed dogs on various footpaths

**56. Would you like to see overhead wires replaced by underground cables? [122]**

88 households said yes. This is 62% of all 141 households. However four of those who said yes added comments about the cost such as "If cost justifiable" and "But too expensive". One of those who did not say yes wrote "Daft question – consider the cost".

**57. Do you think it would be useful if information about the Parish and its activities were made available to newcomers moving into the Parish? [130]**

125 households said yes. This is 89% of all 141 households. The others said no or did not answer. Two of those who said yes added comments: "Who would issue this information?"; "Link to Glos website".

**Action Plan**

<b>Proposals</b>	<b>Who by</b>	<b>When</b>	<b>Future Action</b>
<u>Footpaths</u> Contact Public Rights of Way	Parish Council	Spring 2004	Follow up by Parish Council
<u>Dog Fouling</u> Contact District Council	- ditto -	- ditto -	- ditto -
<u>Cables</u> Contact Powergen	- ditto -	- ditto -	- ditto -
<u>Information</u> Welcome Pack. Web site.	Lydbrook Community Care Parish Council	a.s.a.p Ongoing	

## Section 7: Church

**58. If applicable to anyone in your household, would you like a loop system for the hard of hearing?**

25 households said yes.

**59. Would you support a family service in addition to the existing services? [94]**

19 households said yes.

**If yes, at what time should this be held and how often?**

From the results, the most popular time & frequency would be Sunday mornings, monthly.

One person added "To be topical and SHORT would be good to encourage children or teenagers to reflect on their beliefs and morality. To include music would be good".

Other comments were "For years English Bicknor has been Christchurch's poor relation" and "At the end of the appraisal to accommodate other peoples needs"

### Frequency

- Monthly x 9
- Fortnightly x 2
- Weekly x 2
- Bi-monthly
- Occasionally

### Time

- Morning x 6 (10am x 2; 11am x 2; Late am for teenagers!)
- Afternoon x 3 (3pm; 4/5pm)
- Evening x 3 (6pm; 6.30pm)

### Day

- Sunday x 3
- Saturday

### Action Plan

Proposals	Who by	When	Future Action
Pass information to P.C.C	Steering Group	Spring 2004	
<u>Loop System</u> Information passed to interested local resident	Parish Council	Already actioned	

## Section 8: Miscellaneous

### 60. Are you a member of the Rural Watch/Neighbourhood Watch scheme? [137]

20 households said yes. This is 14% of all 141 households. The others said no or did not answer.

### 61. Would you be interested in joining the local Rural Watch/Neighbourhood Watch scheme? [105]

Of the 121 households who did not indicate that they are currently a member of the Rural Watch/Neighbourhood Watch scheme, 43% (52 households) would be interested in joining.

One added "In country districts it has always been the "norm" to take account of the wellbeing of neighbouring properties; the "Watch" terms are merely a formalisation of something already in existence!".

### 62. Would you be prepared to keep more items separate from your refuse for recycling? [134]

122 households said yes. This is 87% of all 141 households. The others said no or did not answer. A few of those who said yes added comments: "But who's to pay – council tax"; "If need can be shown and proved"; "Should be encouraged and is already doing well"; "Already do".

### 63. Do we need:

- Public fax machine? [113]
- Public computer? [115]

Around a quarter of households said yes to each facility. One added "By arrangement we can use the school's computer".

	Public fax machine		Public computer	
	Number of households	Proportion of 141 households	Number of Households	Proportion of 141 households
Yes	32	23%	36	26%
No/no response	109	77%	105	74%

**64. Are you satisfied with the general appearance of your area of the Parish? [138]**

74% (105 households) said yes, 23% (33 households) said no and 3 households (2%) did not answer.

**If no, why not?**

The most common issue mentioned was weeds, particularly weeds on pavements.

Issue	No.	Details where given
Weeds	10	On pavements x 8 (Council say it is low priority on their list; Ironical that weed killer used too much on the bank at Redhouse Lane/Murrells Road; Are never dug out); On roads x 2 (Redhouse Lane Estate); On footpaths x 2 (Are never dug out); Gutters
Litter	4	On roadside; In fields from Chapel Hill to Sterts Farm; If people did not drop litter or collected litter from near their houses
Verges	4	Scruffy; Need trimming; Cut a greater area and more regularly; Why cut verges?
Grass cutting	3	Grass cutters should remove cutting; Grass cutting not regular, and grass clippings left to go brown; Triangle of grass at junction with Joyford (Chapel Hill) is overgrown and can't be cut with tractor because of trees planted
Trees	3	When trees are cut down more should be planted
Roads	2	Roads in need of repair; Redhouse Lane Estate – holes
Footpaths	2	The state of the footpaths Murrells Road shows neglect by council; Paths need seeing to
Signs	2	Village sign awful – looks like a pub sign; Strange "pub" sign opposite "The Rock Inn"

Issues not covered in the table are listed here:

- Certain parts need tidying up.
- Some houses very untidy.
- Overhead cables are appalling.
- Concrete flower containers are ugly.
- Island to Eastbach too big.
- "Shop Meadow" is a complete eyesore.
- Building construction at present.
- Parking on pavements.
- Street lighting is incorrect – change for modern type.
- Too much uncleared undergrowth.
- Less farm animals.
- Lots of recycling being done but no collections.
- It's naturally wonderful and should be left to nature.
- Do not bring town life to the countryside.

**65. Would you like to see the village entered for the "Best Kept Village in Gloucestershire" competition? [123]**

67 households said yes. This is 48% of all 141 households. The others said no or did not answer. One of those who said yes added: "If people who spend most of their day at home want it".

**66. Are the public telephone kiosks:**

- **Sufficient? [114]**
- **In the correct places? [105]**

7 households (5% of 141) do not think the telephone kiosks are sufficient and 2 households (3%) do not think they are in the correct places. Two comments were made: "Require one more at other end of village" and "Unable to reach phone" (the latter was from someone who is wheelchair-bound).

**67. Are you satisfied with:**

- **The Fire Service? [106]**
- **The Ambulance Service? [108]**
- **The Police presence in the Parish? [113]**

The majority who answered were satisfied with the Fire and Ambulance services. Many of those who did not answer wrote "No experience" or "Don't know". One person who selected "no" for all three services made a comment relating to all three: "Don't like not being able to contact them directly".

	<b>Fire Service</b>		<b>Ambulance Service</b>	
	<b>Number of households</b>	<b>Proportion of 106 households</b>	<b>Number of households</b>	<b>Proportion of 108 households</b>
<b>Yes</b>	102	96%	101	94%
<b>No</b>	4	4%	7	6%

With regard to the police presence in the parish, over 40% of the 141 households said no (55 households; 39%). One wrote "No deterrent to drug dealers and other "arguments" carried on in my area – police not interested."

**68. Do you know who to contact if the street lights are out of order? [136]**

84 households said yes. This is 60% of all 141 households. One wrote "Street lights should be decreased and left out of order so that we can have dark at night and be able to sleep."

**69. Do you consider there could be any other improvements in the general services to the Parish? [81]**

33 households said yes. This is 23% of all 141 households. The others said no or did not answer.

**If yes, please specify.**

Issues mentioned by two or more households are given in the table below. The most commonly mentioned were gas, electricity and litter/recycling collections. Issues mentioned by one household only are listed below the table.

<b>Issue</b>	<b>No.</b>	<b>Details where given</b>
Gas/mains gas	5	
Electricity	4	Electricity cuts x 2; Reliable electricity supply
Litter collection/recycling	4	Recycling collections should include Balls Hill/Redhouse; All house and garden waste should be collected every week in any form; More regular litter collection; Cardboard recycle bin in playing fields
Broadband	3	
Public transport	3	An early bus to Coleford from English Bicknor
Speed limit enforcement	2	
More police presence	2	
Verges	2	More regular verge trimming; Maintenance
Roads	2	Some peripheral roads have not been made up in 20 years; Road sweeper

**Other issues**

- Very hard water.
- Poor drainage system.
- Taxi service.
- Street lights taken away.
- Maintenance of footpaths.
- Pavement – Hillersland.
- Planners to stop crowded red brick housing.
- We are situated at the Berry Hill end of the parish. However it does seem odd that there isn't even a shop in the main village.
- More readily available information on events to bring community together on regular basis.
- Less interference from Parish Council on 'petty' matters.
- I don't know specifically, but there is always room for improvement.



## 70. Where is your Doctor's surgery located? [137]

Around 70% said Coleford and almost a quarter Lydbrook.

One of those whose doctor is in Coleford added "But when we moved here it was like drawing teeth to get a doctor to take us on".

	Number of households	Proportion of 137 households
Coleford	95	69%
Lydbrook	32	23%
Drybrook	6	4%
Cinderford	4	3%
Ruardean	2	1%
Yorkley	2	1%
St Briavels	1	1%
Cinder Hill	1	1%
Blakeney	1	1%

N.B. The percentages add to more than 100 because 9 households gave two locations.

## 71. Are the surgery hours satisfactory? [132]

9 households (6% of 141) said no. 8 of the 9 use Coleford surgery and one uses Lydbrook.

	Number of households	Proportion of 132 households
Yes	123	93%
No	9	7%

### If no, what changes do you suggest?

- Longer hours x 2
- 24 hour access
- Later hours or Sat morning for full time workers
- Shouldn't close at lunchtimes

A few people commented on appointments or other issues:

- Long waits, never same doctor.
- Takes a week to get an appointment.
- Hours of opening fine – waiting a week for an appointment is not.
- Like most busy inner city practices a sit and wait, rather than appointment system.

## 72. Do you have difficulty getting to the surgery? [130]

18 households (13% of 141) said yes, with one whose surgery is in Coleford adding "Can't get back".

**73. Do you consider the following services are adequate?**

The services listed in the questionnaire are shown in the table below in decreasing order of respondents' satisfaction. The figures under the "Total" heading show the number of households who answered yes or no to each service.

The service with which respondents were least satisfied was the dentist, with only around half selecting "yes". One wrote "No NHS other than Westbury". For each of the other services, at least three quarters thought were adequate.

	Total	Number		Proportion of total	
		Yes	No	Yes	No
Visiting Nurse	33	32	1	97%	3%
Dispensing of Medicines	105	100	5	95%	5%
Meals on wheels	16	14	2	88%	13%
Casualty	86	73	13	85%	15%
Loan of medical equipment	26	22	4	85%	15%
Health Visitor	34	28	6	82%	18%
Home help	16	13	3	81%	19%
Chiropodist	39	31	8	79%	21%
Hospital car services	20	15	5	75%	25%
Dentist	88	47	41	53%	47%

**74. Would you use a mobile shop? [131]**

55 households said yes. This is 40% of all 141 households. The others said no or did not answer. One of those who said yes added "If it came at reasonable times" while one of those who said no added "Usually too expensive".

**If yes, one which sells what sort of goods?**

Answers given by two or more households are given in the table; all other answers are listed below the table in alphabetical order.

	No.	Details
Groceries/General	36	At reasonable price x 2
Fruit/veg	11	
Local produce	6	Organic x 2
Fish/fresh fish	4	
Dairy produce	3	
Bread	3	
Newspapers	3	
Post office	2	
Off licence	2	

Books; Cards; Confectionary; Fish'n'chips; Fresh produce on Saturdays; Hairdresser; Hardware; Medicines; Paraffin; Tinned food; Toiletries.

## 75. Do you have children of school age?

24 households (17% of 141) said yes.

### If yes, are you satisfied with the education facilities?

- Primary school
- Secondary school
- College

21 of the 24 households above gave an answer to at least one of the establishment types. One of the households who did not answer wrote "Monmouth".

Of those who answered, most were satisfied; the proportion was highest for primary. Of those who said yes for primary, one added "excellent" and another said "but it's not the local school".

One household (with a primary age child) did not select either "yes" or "no" against "Secondary" but wrote "It would be nice to see Lakers improve its academic performance".

	Total	Number		Proportion of total	
		Yes	No	Yes	No
<b>Primary</b>	17	16	1	94%	6%
<b>Secondary</b>	14	12	2	86%	14%
<b>College</b>	8	7	1	88%	13%

- Is transport to school or college adequate?
- Are you satisfied with the school meal service?
- Do you belong to a parent organisation?

Almost 40% do not think that school/college transport is adequate, with one writing "No service". Almost 30% are dissatisfied with school meals. For both questions, some of the households who said no contained primary age children and some contained secondary age children.

Around 40% belong to a parent organisation.

	Total	Number		Proportion of total	
		Yes	No	Yes	No
<b>Transport</b>	16	10	6	63%	38%
<b>School meals</b>	17	12	5	71%	29%
<b>Parent org.</b>	19	8	11	42%	58%

## 76. Would you be interested in evening classes if they were held in the Parish? [125]

60 households said yes. This is 40% of all 141 households.

One household who said no added "We are fortunate to have Five Acres College on the doorstep and tend to look in this direction as a source of activities, e.g. swimming, yoga, language classes etc." Another wrote "Could be day too if demand exists".

### If yes, please list which subjects

50 households specified subjects, while two wrote "Anything". Subjects mentioned by two or more households are given in the table below, while those mentioned by one household only can be found in alphabetical order below the table.

The most common were computers (e.g. computer courses), health & fitness (e.g. keep fit and yoga) and languages (e.g. French).

	No.	Details where given
Computers/IT	22	Computer courses x 3; Computer competence; Computer graphics; Advanced computing
Health & fitness	16	Keep fit x 7; Yoga x 7; T'ai Chi x 3; Pilates x 2; Chi Gung; Aerobics; Exercise; Makatov
Languages	15	French x 4; Spanish x 3; German x 2; British Sign Language
Craft	7	Rural crafts
Gardening	6	
Local history	5	
Art	5	Painting
Flower arranging	4	
Manual skills	4	Bricklaying; Plumbing; Blacksmithing; Metalwork; Welding; Woodwork
DIY	2	
Cookery	2	

### Subjects mentioned by one household each

Animation; Astronomy; Bible; Book club; Calligraphy; Dance; Dramatics; Electronics (robots); Field sports; First Aid/CPR; History; Local archaeology; Local geology; Local issues; Music; Photography; Singing; Swimming; Topics to help older people in particular with pensions & rights; Whist; Wildlife, Flora & Fauna; Writing for pleasure.

**77. Do you know who your local Parish Councillors are? [136]**

82 households (58% of 141) said yes. A few of these added "Some" and one said "But not in Yat Rock".

**78. Have you ever been to an annual Parish Council meetings which is open to all parishioners? [135]**

42 households (30% of 141) said yes.

**79. What do you particularly like about the Parish? [112]**

112 households (79% of 141) specified one or more thing they like about the parish. The results are summarised here, with items mentioned by two or more households shown in the table and those mentioned by one household only listed in alphabetical order below.

The four most common answers were peace/quiet (35% of 141), rural/countryside (22%), views/scenery (21%) and friendly people (19%).

	No.	Details
Quiet/peaceful/tranquil	49	
Rural/countryside	31	Don't spoil it any more; Trees and river
Views/scenery/beautiful etc.	30	
Friendly people	27	
The people (non-specific)	8	
Walks	7	Forest trails
Not too many houses	6	Don't build more houses x 3
Good community spirit	5	
Location	5	
Clean	5	
Tidy	5	
Not much traffic	4	Except school run time
Nice place	6	
Unspoilt	5	Not built up x 2; Not commercialised x 2
Wildlife	3	Birds
Not too many people	3	Solitude
Good access	3	To amenities x 2; To work; To roads
Church	3	Support from churchgoers; Church community
Plenty to be involved in	3	Social events – village hall and church
That local people care	3	Care enough to do survey x 2; Loyalty to village
Village life	2	
Helpful people	2	
Born here	2	
Size	2	
Relatively dark	2	Can see stars
Wood/forest	2	

**Items mentioned by one household each**

Architectural features; Caves; Climate; Family atmosphere; Go ahead parish with hardworking councillors; Has school, church, village hall & social club; Horses on roads; Laid back; Mix of farming & housing; Nice place to bring up children; Not much crime; Welcoming

## 80. What do you particularly dislike about the Parish? [84]

63 households (45% of 141) specified one or more thing they dislike about the parish. In addition, 21 households said "Nothing". The results are summarised here, with issues mentioned by two or more households shown in the table and those mentioned by one household only listed in alphabetical order below. No issue was mentioned by more than 10% of the 141 households; the highest, with 9%, was "No shop". Other common items mentioned were speeding traffic and the lack of a post office and pub.

	No.	Details
No shop	12	
Speeding traffic	8	Footbridge too fast
No post office	6	
No pub	5	Demise by stealth of Rock Inn
Inadequate public transport	4	Bus services after 1 o'clock are hopeless
Heavy traffic	4	Heavy summer traffic; Increase of commuter traffic using B4432; Road used as rat run early and late; Busy main street not in keeping with village size
Lack of unity	4	Emphasis on village rather parish; Split in half – English Bicknor, Hillersland; Division of community spirit; Little interaction between churchgoers & non-churchgoers
Urbanization	3	Becoming more townlike; Creeping suburbanization; If made too urban will spoil beautiful countryside
Litter	3	Bus stop opp. Smithy Close; Litter-strewn verges(tourists)
No facilities for children	3	
High council tax	3	
No social centre/central meeting place	3	Seems to be a village without a community – no centre meeting place or interest for people
Newcomers not welcomed/integrated	2	Newcomers not made to feel welcome; Lack of integration with people from outside the area
Tourists	2	Acting as unpaid tourist guide
Parked cars	2	Road near bend for school collection/drop-off; Idiomatic parking by parents at primary school
Street lights	2	Light up the village please not the sky!
Signs	2	Too many road signs for AONB; New village signs – love artwork, dislike 'pub sign' format
Drugs	2	Drug dealing (one parish family)
HGVs	2	Increase in large lorries & juggernauts

### Issues mentioned by one household each

Blackthorne farm activities; Cats messing in other people's gardens; Children riding bikes around bungalows; Council tenants & householders who do not maintain properties/gardens; Difficult to know what's going on; Farm animals; Farmers having to diversify to entertainment; Forestry commission charging at car parks; Gentrification and job culture; Hunting & shooting; Lack of parking for church & school; More houses required; No home shopping delivery via internet; No rock climbing etc. for locals; Noisy motorbike scrambling; Noisy neighbours; Not remote enough; Number of families living on social services; Oil seed rape near houses causing increase in asthma; Overgrown trees/verges making walking difficult or dangerous; Overhead cables; Parish council restrictive and appear adverse to change; Paths & pavements need repairs & weeding; Ribbon-like with no centre; State of road from Hillersland to Yat Rock; Summer bonfires; Swearing footballers; Vicious dogs on paths and roads; Would like to find more caves; Young children left to play on the roads.

If you feel that any important items have been left out that you would like to comment on, please do so here.

22 households made comments, all of which can be found in the appendix. Some commented on issues which had been touched on earlier in the report (e.g. playing field, police presence). Other issues, not mentioned previously, are summarised below. Full comments are given in the appendix.

### Information

- Parish magazine used to communicate what's going on, reports of local clubs, adverts.
- Christmas card containing parish information.
- A directory of local trusted tradespeople.
- Parish skills database.

### Parish Council

- Regret that so few people were able to stand for election to the Parish Council.
- Parish magazine out of date re Parish Council meetings.

### Services

- Majority of residents probably middle-class incomers like me. Village cannot support shop, P.O. etc. because most residents don't need them.
- Pub closed without consultation of local people.

### School

- Importance of continuing existence of school.
- A permanent building to replace Eliot classrooms at school.

### Environment

- Trees cut around Symonds Yat log cabin – looks unnatural.
- Symonds Yat spoilt now with cutting down of trees and laying of lawn.

### Miscellaneous

- Is council tax too high?
- No mention of tourism.
- No focal point in parish.
- Village sign in danger of getting lost in the wilderness.
- Long term unemployed and social services dependants to improve and help in Parish as was custom years ago.

### Action Plan

Proposals	Who by	When	Future Action
<u>Rural/Neighbourhood Watch</u> Parish alert formed. Contact Police re: Official Scheme.	Parish Council	October 2003  2004	
Continued/			53

<b>Proposals</b>	<b>Who by</b>	<b>When</b>	<b>Future Action</b>
<u>Refuse</u> New scheme introduced. Letter to F.O.D.D.C re: extending scheme	F.O.D.D.C  Parish Council	2003  2004	
<u>Computer</u> Write to School. <u>Fax</u>	Parish Council Not viable as a public resource	Summer 2004	
<u>General Appearance</u>	Parish Council	Ongoing	
<u>Best Village</u>	- ditto -	- ditto -	
<u>Public Phones</u>	No follow up considered necessary		
<u>Police</u> Much dissatisfaction	Ongoing dialogue by P.C		
<u>Street Lights</u> Repair service. Light Pollution.	Already widely publicised P.C to write to Powergen	Summer 2004	
<u>Improvements to services</u>	Parish Council dealing with	Ongoing	
<u>Doctors Services</u>	Most people satisfied		
<u>Getting to Doctors</u> Bus times Dial-a-ride and L.C.C Provide more info	See Section 4 Already available Parish Council	Ongoing	
<u>Dentist</u> Letter to Primary Care Team	Steering Group	Spring 2004	
<u>Mobile Shop</u> Pass info to Village Hall Ctte	Steering Group	Spring 2004	
<u>School</u> Pass info to School /Lakers/College	Steering Group	Summer 2004	
<u>Evening Classes</u> Computer – contact School Info to County Council Gardening & Local History	Steering Group Steering Group Steering Group	Summer 2004 Summer 2004 Summer 2004	
<u>Parish Council</u> Improvement in notice boards, newsletter, web site	Steering Group to meet with Parish Council	Spring 2004	
<u>General</u> Information will go to District & County Planners Parish Council to note		Summer 2004	



## Section 9: Elderly and/or disabled and/or carers

### 81. Is there a member of your household who is registered blind? [106]

None of the households said yes.

### 82. Is there a member of your household who is registered as disabled? [109]

16 households said yes. This is 11% of all 141 households.

### 83. Does any member of your household fit into any of the following? [99]

27 households (19% of 141) said yes to one or more of the items listed in the questionnaire and shown in the table below. In the table the items are displayed in descending order of occurrence, with mobility problems highest.

Three people selected "Other", writing " Prolapsed intervertebral cartilage", " Without a vehicle we could not live here" and "Feel very alone".

	Number of households	Proportion of 141 households
Mobility problems	18	13%
Problems with hearing	13	9%
Difficulty in getting into a car/bus/taxi	11	8%
Wheelchair use	7	5%
Low vision	5	4%
Educationally disadvantaged	3	2%
Mental problems, including clinical depression, memory loss or Alzheimer's	2	1%

### 84. Would you use a door-to-door car transport scheme for lifts to hospital, G.P. health clinics/appointments, social visits, shopping? [92]

29 households (21% of 141) said yes.

**85. If you or someone in your household is over 60 years of age do you/they need ...? [68]**

The items listed in the question are shown in the table below in descending order. The proportions are based on the 68 households which contain someone over 60 years of age (see age charts on p2); this was also the number of households who answered the question.

The table shows that around a quarter would use a chiropody service at the Village Hall (one person added "Already do" and around a fifth would use a library service at the Village Hall.

	Number of households	Proportion of 68 households
To use a chiropody service at the Village Hall	16	24%
To use a library service at the Village Hall	13	19%
Help to fill in form, advice including rights to benefits etc.	11	16%
To join a luncheon club	9	13%
Subsidised gardening help	9	13%
Advice/aids for the disabled or other help	5	7%
To have a mobile meal service*	5	7%

\*One of those who said yes added "Diabetic".

**86. Could you be a volunteer ...? [81]**

47 households (33% of 141) said yes to one or more of the items listed. One wrote "Possibly" and another "Not regularly", while a few who said yes added "Already do". One person wrote "Could do with one" alongside "Dog walker".

	Number of households	Proportion of 141 households
Feed an animal e.g. cat if someone is away	27	19%
Help with shopping/collect prescriptions	24	17%
Spend time reading/chatting to a visually impaired person or someone who is lonely	20	14%
Helper at the lunch club	16	11%
Driver	14	10%
Distribute leaflets	13	9%
Help support a carer	10	7%
Dog walker	9	6%
Street warden	9	6%
Speaker at a lunch club, W.I. etc.	6	4%
Distribute meals on wheels	4	3%

**87. Are you a carer for someone who is disabled? [98]**

9 households (6% of 141) said yes.

**Action Plan** – Issues raised in Section 9 are being pursued by Lydbrook Community Care.

# **Appendix – Summary of Additional Comments**

## **Section 2: Housing/Planning**

### **14. Where in the Parish should the new properties be located?**

**Of those who supported new properties being built, the following general comments were made.**

- Affordable but in keeping with country area and allowing own personal space and privacy. It can be done but at a financial loss to developers and planners! Where it does not infringe on the scenery, on existing properties views and privacy and does not ruin historic sites or particularly beautiful countryside (there lies the challenge).
- Areas of minimal ecological impact.
- Block building should not be permitted but certain areas (perhaps redundant farmland) should be declared 'building areas' where people could buy land to build for themselves or developers erect three or four houses.
- IF there is a tangible demand, on sensible development plots that do not impinge on the enjoyment of other locals in their properties.
- Would prefer to see houses dotted around rather than many houses squashed into a small space.
- Not in my back yard! NIMBY. Separate housing in nice positions – must have good design. More wood/glass/stone, less red brick, less crowding of houses.
- Suitable land that meets planning requirements without changing the 'nature' of the village.
- The old garage site at Christchurch is a very good example of re-using and improving old industrial land and any similar sites should be used in the same way. However, I do not think they should be used for executive home style developments.
- Wherever they cannot spoil the area

**Of those who did not support the building of new properties in the Parish, the following comments were given:**

- Don't spoil the parish with new properties crammed everywhere like in neighbouring villages.
- Houses should be built where there are jobs, amenities and services, e.g. Coleford, Lydney, Cinderford and Newent.
- Houses should be built in towns where there are jobs, shops and buses.
- Infrastructure i.e. jobs and bus service does not support new properties being built in the parish.
- Where there is employment.

## **Section 8: Miscellaneous**

**If you feel that any important items have been left out that you would like to comment on, please do so here.**

- A directory of local trusted tradespeople - plumber, electrician, carpenters etc.
- Better not.
- Christmas card to everyone in the parish with parish information. Funded through proceeds of village fete - many of people who support fete do not go to church. (Card could include date of next fete.). Parish skills database. Planting around Hillersland. Village sign as it is in danger of getting lost in the wilderness.
- Closure of Symonds Yat Rock car park - no consultation - I fear an accident happening on the brow of the hill and bend.
- I think a playing area for children on the beautiful, but little used, playing field, would be the most important addition for the future. Mains GAS in the village would be wonderful.
- I was sorry that so few people were able to stand for election to the parish council, presumably because of the intrusive nature of the financial declarations now demanded such declarations are totally out of place at parish council level where everybody knows one another.
- I would like to see the large amount of long term unemployed and social services dependants made to improve and help in the Parish as was the custom of Parishes years ago.
- I would like to thank those who take time to run the Parish & activities, overseeing that our village remains unspoilt but awake. Why not have noticeboards in the club and hall, school, church etc telling each other of goings on.
- Lack of police presence throughout the parish. Litter throughout the parish.
- Main concern - speed of some cars through Hillersland.
- No mention of tourism. Symonds Yat spoilt now with cutting down of trees and laying of lawn.
- Parish magazine (even though paid for) always has out of date information re parish council meetings. No focal point within the parish.
- Parish magazine could be used as a communication help for all sorts of things like what's going on each month, reports of local clubs, adverts, lots of other villages do this.
- Red road markings and ugly yellow signs are obtrusive in AONB. Would prefer non coloured "rumble strips". A permanent building to replace Eliot classrooms at school.
- Should ask - is council tax too high?
- The 30mph speed limit should apply to all of Bicknor Street.
- The adopted road outside my property is in need of resurfacing and repair. Grass verges have spread the whole road - need to be resurfaced and speed humps in place. Hillersland Lane and Folly Lane have been resurfaced. My lane which has no name is in between these 2 roads and is used quite heavily. Part of the road requires a lawnmower in the few years I have lived here. Vehicles should not be allowed to park on grass verges of forest land opposite their houses. Some objects should be placed alongside of the road as has been done at Five Acres School. "Well Done". People will then park cars along roadside and walk in the Forest off to Symonds Yat.
- The continuing existence of the school is of paramount importance to the future development of the parish.
- There are communities that supply a welcome pack to new arrivals. Whatever made the Forestry Commission cut the trees and seed the area around the log cabin at Symonds Yat? It all looks so unnatural.
- Too much money spent on trivial items as signs and road markings instead of improving everyday things like the grass verges and unkempt pavements and paths that would make

the village look a lot tidier.

- We would like to complain about the fact that the only public house in the parish was allowed to close without the knowledge of the local people, and why no parish councillor attempted to make any representation against this closure. The Rock Inn over the years was the centre of the Social Life of the village and a meeting place from all walks of life. Why did the parish council and indeed the local planners allow this to happen? All attempts should be made for this facility to be retained and re-opened as soon as possible. To our knowledge no application has been made for change of use from public house to private residence and steps should be taken to oppose this most fervently.
- We would like to see the main sewerage extended from Hillersland to the Parish boundary.
- Yes. I have not seen the census entry apropos this village, but have to question precisely who this survey is targeted toward. I would - with respect - suggest that the majority of residents are middle-class incomers - like me. A proportion being retired on modest fixed incomes and some more secure in retirement. A high percentage of those working work out of the area and contribute little or nothing to the life of the village. The village itself cannot support a shop/post office/pub or other public services because the mass of residents don't want/need them, rather jump into a car and shop where they choose. If English Bicknor could present itself as an exemplar of the haves supporting the have nots - namely the elderly who have little or nothing then Government might be persuaded to take action on the alarming demographic shift which will kick in within the next 20 years.

## **Acknowledgments**

The Parish Plan was initiated by English Bicknor Parish Council. Sponsorship has been received from the Countryside Agency. Assistance with the process and the collation of the information has been received from the Gloucestershire Rural Community Council.

The Parish Council would like to thank the members of the Steering Group for the huge amount of voluntary time contributed. They are: Pat Stott, Pat Drinkall, Sheila Cumming, Jan and Richard Coward and Brian and Gill Carne.

Thanks also go to the many others who have contributed in various ways, including attending the initial meeting, providing advice and assisting with the distribution and collection of the questionnaires and summaries.